TITAN

BUILT FOR GROWTH | augustagroup

First Quarter 2026 Corporate Update

Building America's Next Critical Minerals Champion

May 13, 2026 | **NYSE-A: TII**

TSX: TI

FORWARD LOOKING INFORMATION

Forward-looking information includes, among other things, statements relating to: estimated future payable production of zinc, costs, AISC, sustaining capital, exploration capital, and margins; all guidance; future financial or operating performance and condition of Titan Mining Corporation (the “Company”); the Company's ability to implement its growth strategy to maximize the value of its property holdings; the Company's planned exploration and development activities at Empire State Mines, as well as results thereof; costs, timing and results of future exploration and drilling; Company goals; forecasted trends in the global zinc, graphite and market, including in respect of the price of such commodities; capital and operating cost estimates; economic analyses (including cash flow projections); the adequacy of the Company's financial resources; the estimation of mineral resources; the realization of mineral resource estimates; the probability of inferred mineral resources being converted into measured or indicated mineral resources; the production schedule and production estimates for the Titan’s Empire State Mines (“ESM”) zinc and graphite operations; any updates to the mine plans and continuation of the drill program at the ESM; the Company's ability to make scheduled payments of the principal, or to pay interest on or refinance its indebtedness; potential and ability to add incremental production at low cost; the ability for Kilbourne to be fast-tracked into production; the proposed timeline for the Kilbourne project, including that there will be a final investment decision at Kilbourne or that the Company will decide to proceed with construction or ramping up production; that ESM becomes the first commercial producer of US sourced and processed graphite, or a commercial producer of graphite at all; significant resource upside; potential ability to expand mineral resources; the future development of a Kilbourne facility; production and cost guidance; future exploration potential; when future LOM updates may be released; catalysts for Titan’s business; timing of a Feasibility Study for Kilbourne; the graphite development plan and indicative timeline; the ability to add incremental resources and production; projected zinc and graphite recoveries; that the Company will have saleable product for its graphite production at Kilbourne and key product group applications with US domestic customer base therefor; operating parameters for the Facility; strategic introduction timelines; graphite product uses, customers and ability to add to revenues and margins; potential production of 40,000 tpa of graphite; zinc, graphite and germanium demand; assumed average graphite selling price and the potential for premium pricing; graphite product portfolio; the potential for a long life mine; target graphite product mix; potential to add to near term production and increase in mine life through drilling of exploration targets; multiple near-term catalysts to unlock significant valuation re-rating; potential future financing of US$120 million from U.S. EXIM Bank for the Kilbourne Graphite Project, that this would fund a major share of Kilbourne's capital needs and enable capital efficient project development; strategic funding/policy incentive opportunities with DOE, DOW and White House; evaluation of recovery of Ge from ~13,000 kg/yr contained Ge; potential recovery of germanium from existing process streams; and all timelines for future plans and work.

Forward-looking information is based on opinions, assumptions and estimates made by the Company in light of its experience and perception of historical trends, current conditions and expected future developments, as well as other factors that the Company believes are appropriate and reasonable in the circumstances, as of the date of this presentation, including, without limitation, assumptions about: equity and debt capital markets; the ability to raise any necessary additional capital on reasonable terms; future prices of zinc, graphite and other metals; the timing and results of exploration and drilling programs; the likelihood of discovering new mineral resources in the Balmat-Edwards district; the accuracy in the Company’s most recent technical report of the mine production schedule; the production estimates; the geology and geophysical data of ESM; metallurgical forecasts; the economic analysis, capital and operating cost estimates; the accuracy of any mineral resource estimates; the successful integration of ESM into the Company's business; availability of labour; the accuracy of drill sample results at ESM; future currency exchange rates and interest rates; operating conditions being favourable; political and regulatory stability; the receipt of governmental and third party approvals, licenses and permits on favourable terms; obtaining required renewals for existing approvals, licenses and permits and obtaining all other required approvals, licenses and permits on favourable terms; sustained labour stability; stability in financial and capital goods markets; availability of equipment and the condition of existing equipment being as described in the Company’s most recent technical report; the absence of any long-term liabilities created by the mining activity in the Balmat region beyond those described in the Company’s most recent technical report; the accuracy of the Company's accounting estimates and judgments; the impact of adoption of new accounting policies; the Company's ability to satisfy the terms and conditions of its indebtedness; and the timing of a revised mine plan for ESM. There can be no assurance that such estimates and assumptions will prove to be correct. In addition, if any of the assumptions or estimates made by management prove to be incorrect, actual results and developments are likely to differ, and may differ materially, from those expressed or implied by the forward-looking information contained in this presentation. Accordingly, readers of this presentation are cautioned not to place undue reliance on such information.

Forward-looking information is necessarily based on a number of the opinions, assumptions and estimates that, while considered reasonable by the Company as of the date such statements are made, are subject to known and unknown risks, uncertainties, assumptions and other factors that may cause the actual results, level of activity, performance or achievements to be materially different from those expressed or implied by such forward-looking information, including but not limited to the following factors described in greater detail under the heading "Risks Factors" in the Company’s most recent Annual Information Form available at www.sedarplus.com: limited operating history; dependence on ESM; limited supplies, supply chain disruptions, and inflation; requirements for additional capital in the future; financial leverage and restrictive covenants restricting our current and future operations; risks related to ramping up mining activities; inherent risks of mining; estimates of mineral resources; production decisions based on mineral resources; uncertainty in relation to inferred mineral resources; fluctuations in demand for, and prices of, zinc and graphite; production projections and cost estimates for ESM #4 mine may prove to be inaccurate; profitability of the Company; ability to attract and retain qualified management; title; competition; governmental regulations; market events and general economic conditions; environmental laws and regulations; threat of legal proceedings; rights, concessions and permits; social and environmental activism; land reclamation requirements; Tailings Management Facility and environmental reclamation; insurance; undisclosed liabilities; health and safety; dependence on information technology systems; fixed zinc pricing arrangements; conflicts of interest; risks inherent in the Company's indebtedness; risks inherent in acquisitions; integration of the mine assets; labour and employment retention/relations; anti-corruption and bribery regulation, including ESTMA reporting; infrastructure; enforceability of judgments; global outbreaks and coronavirus; absence of a market for the common shares; fluctuations in price of the common shares; loss of entire investment; significant ownership by Richard W. Warke; future sales of common shares by Richard W. Warke and other directors and officers of the Company; use of proceeds; payment of dividends; currency exchange rate risks; pro forma financial information; public company status; financial reporting and other public company requirements; dilution; and securities analysts' research or reports could impact the price of the common shares. These factors and assumptions are not intended to represent a complete list of the factors and assumptions that could affect the Company. These factors and assumptions, however, should be considered carefully. Currency is in US dollars and tonnage is in short tons unless otherwise indicated. Other than as required by securities laws, Titan assumes no responsibility for updating the forward-looking information in this presentation.

Participants On The Call

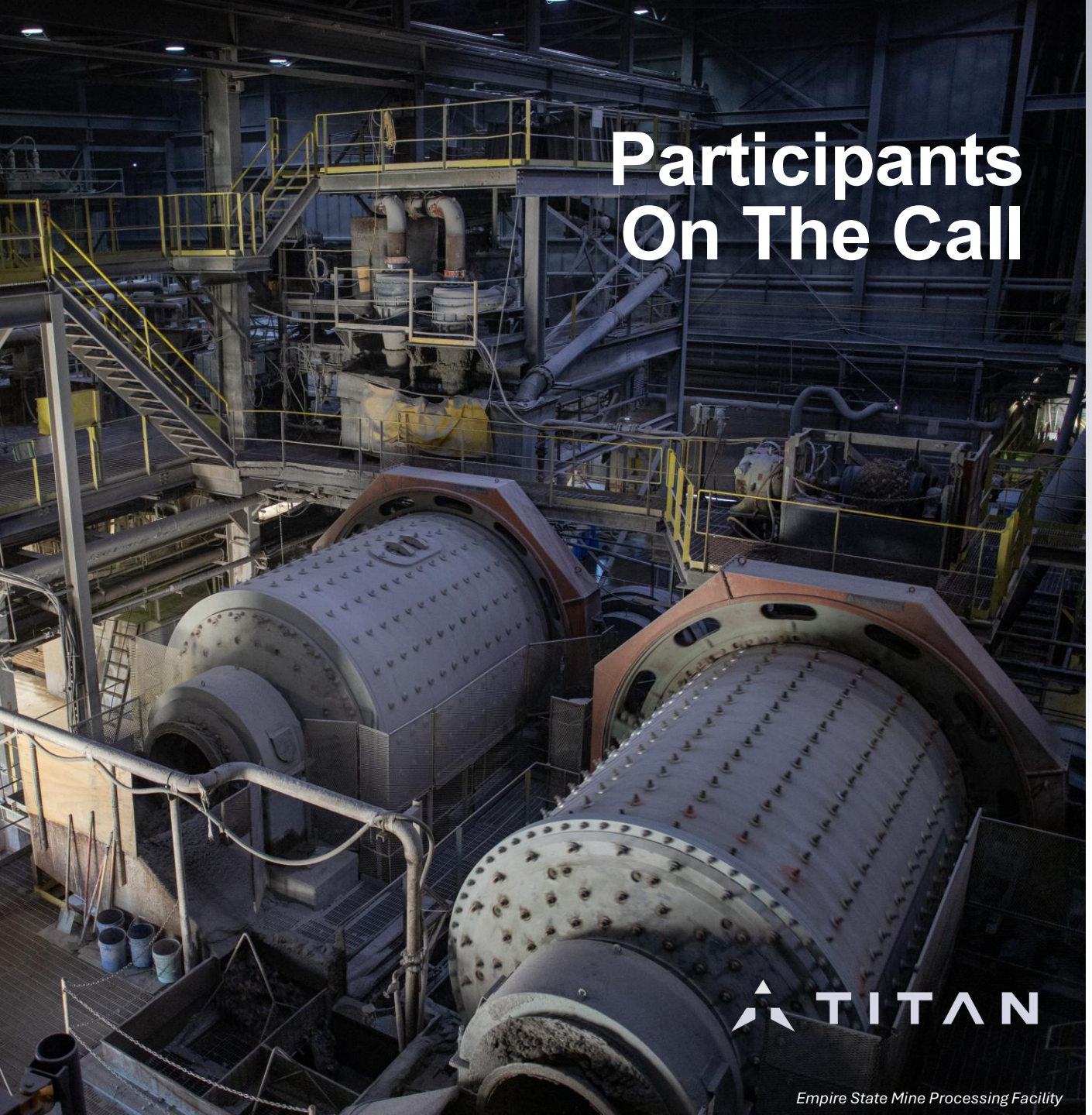

Empire State Mine Processing Facility

Rita Adiani
President & CEO

Joel Rheault
Vice President, Operations

Q1 2026 Key Highlights

Strong Operational Performance and Advancing the U.S. Critical Minerals Platform

Delivered 14.2M lbs zinc production in line with plan, with disciplined cost performance

Revenue of $19.6M (+22% YoY)

Adjusted EBITDA of $3.9M[1]

C1 costs of $0.98/lb and AISC of $1.01/lb, within or below guidance[1]

Strong balance sheet with $13.8M cash, up 13% year over year

Germanium opportunity: Evaluation of recovery of Ge from ~13,000 kg/yr contained Ge[2] in existing process streams

Graphite shipments commenced from U.S. end-to-end production, advancing customer qualification

Exploration confirms ~2,500 ft extension at Kilbourne, supporting resource expansion potential

Fully funded 40ktpa feasibility study advancing toward commercial development

(1) C1 Cash Cost, AISC and Adjusted EBITDA are non-GAAP measures and presented in US dollars. Accordingly, these financial measures are not standardized financial measures under IFRS and might not be comparable to similar financial measures disclosed by other issuers. Information explaining these non-GAAP measures is set out in the Company's most recent MD&A under the section titled, "Non-GAAP Financial Measures" which disclosure is incorporated by reference herein. The Company's most recent MD&A can be found on SEDAR+ at www.sedarplus.com
(2) Based on the Cooperation Agreement, which contemplates the evaluation of the potential for approximately 13,000 kg/year of germanium potential

Unlocking a Critical Mineral from Existing Operations

~13,000 Kg/Year Contained Germanium in Existing Process Streams[1]

THE OPPORTUNITY:

~600,000 t/yr scavenger tailings @ **23 g/t Ge[1]**

~5,400 t/yr pre-float tailings @ **69 g/t Ge[1]**

~13,000 kg/year contained germanium potential[1]

Germanium spot price: $5,800-$8,600/kg[2]

VALUE PROPOSITION:

Zero New Mining
Targeted recovery from the existing zinc process streams

Capital-Efficient
Leverages current infrastructure

De-Risked Refining
Teck's Trail Operations — one of North America's only commercial-scale Ge recovery facilities

Strategic U.S. Supply
Waste to value proposition for a critical mineral for the US defense and semi's industry

KEY MILESTONES:

Strategic Cooperation Agreement

ESM Mine Germanium Feed → Teck Trail Operations Refinery

Technical Validation/Process Definition
Economic Assessment/ Processing Decision

Offtake Engagement
Commercial Decision

ESM POSITIONED AS A MEANINGFUL SUPPLY CHAIN PARTNER FOR DOMESTICALLY SOURCED GERMANIUM

(1) *Based on the Cooperation Agreement, which contemplates the evaluation of the potential for approximately 13,000 kg/year of germanium potential*
(2) *Based on SMM-GE-GI-004 and industry retail pricing for smaller parcels as of April 30, 2026*

Empire State Mine – Zinc Operations

Consistent Zinc Performance Supporting Sustained Cash Flow and Growth

2026 GUIDANCE

62-66 mlbs
Zn Payable Production

$0.93-$1.01
C1 Cash Cost[1] per payable lb

$1.07-$1.17
AISC[1] per payable lb

$8.5-$8.9 m
Sustaining Capital

$3.5-$3.9 m
Exploration Capital

Empire State Mine

ZINC PAYABLE PRODUCTION (MLBS)

- Q1'26 14.2M lbs zinc production delivered in line with plan, with costs within guidance
- Higher-grade mining across Mahler, New Fold and Mud Pond supported strong output
- Operational resilience and continued development support productivity and 2026 stability

1) C1 Cash Cost and AISC are non-GAAP measures and presented in US dollars. Accordingly, these financial measures are not standardized financial measures under IFRS and might not be comparable to similar financial measures disclosed by other issuers. Information explaining these non-GAAP measures is set out in the Company's most recent MD&A under the section titled, "Non-GAAP Financial Measures" which disclosure is incorporated by reference herein. The Company's most recent MD&A can be found on SEDAR+ at www.sedarplus.com

Kilbourne Graphite Project

Advancing a Domestic U.S. Graphite Supply Chain

Kilbourne Demonstration Facility

Feasibility Study Launched

Fully funded study advancing mine design, reserve conversion and process optimization, supported by US EXIM

Environmental and Permitting Advancing

Environmental baseline programs and permitting advancing in parallel

Demonstration Facility Operational

First graphite concentrate produced in January 2026; product qualification progressing with potential offtakes

Project Development Timeline

2025		2026		late 2026 / early 2027		2027	2028
PEA Completed	Concentrate Production at Demo Facility	Resource Expansion	Secondary Transformation work	FS Completion and Key Permits Issued	FID[1]	Construction	Ramp Up to Production

CAPACITY: 1,200 tpa
(2,500 tpa scalable)

(1) Commercial production decision to be based on positive results through the Company's feasibility study, permitting, development plan, board approval, and financing

Exploration and Resource Advancement

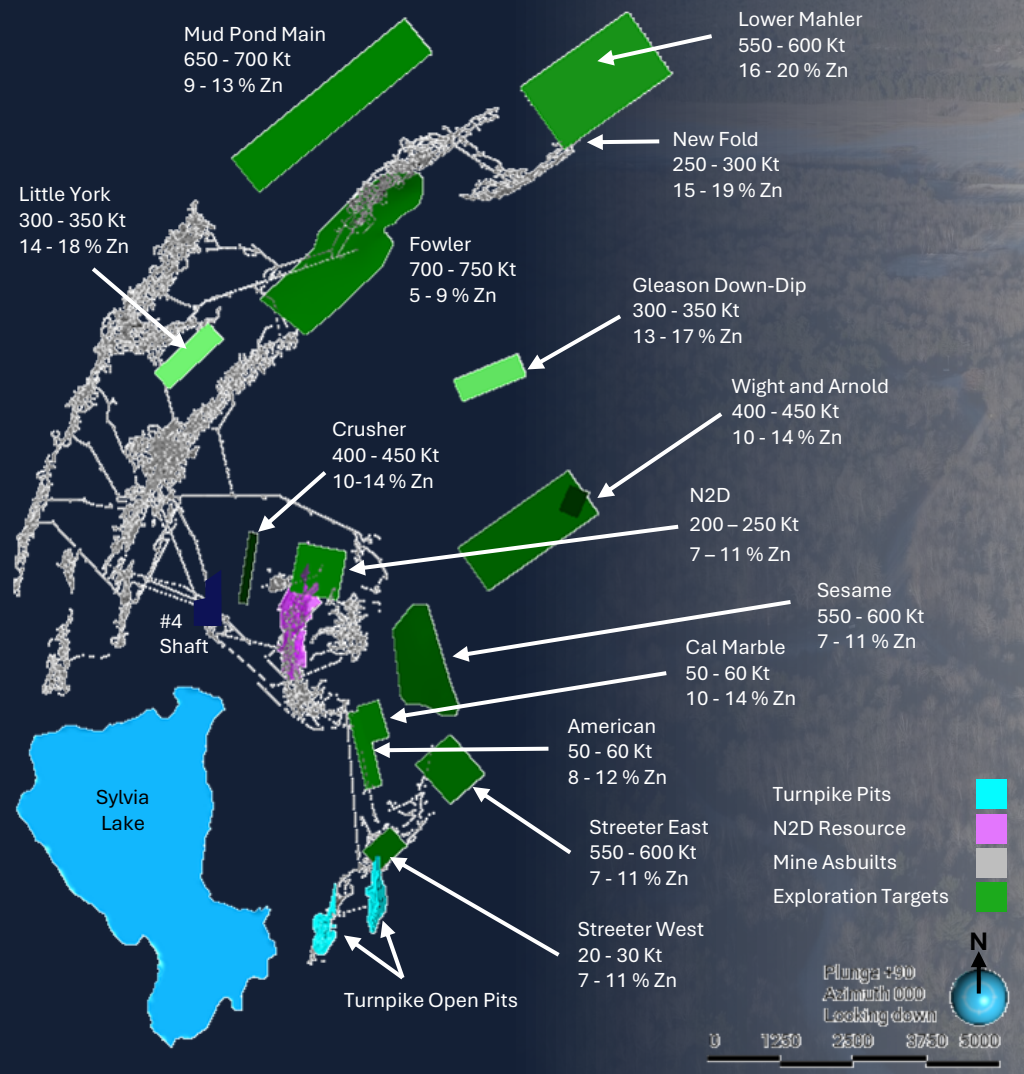

Underground drilling supports near-mine resource expansion at ESM

Kilbourne drilling confirms ~2,500 ft eastern extension, supporting resource expansion

Surface exploration and data compilation generating district-scale targets across 120,000+ acres

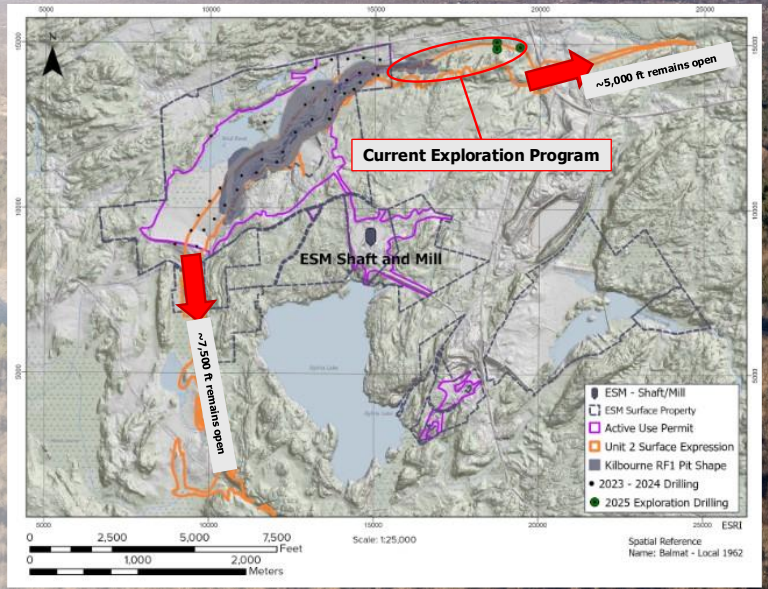

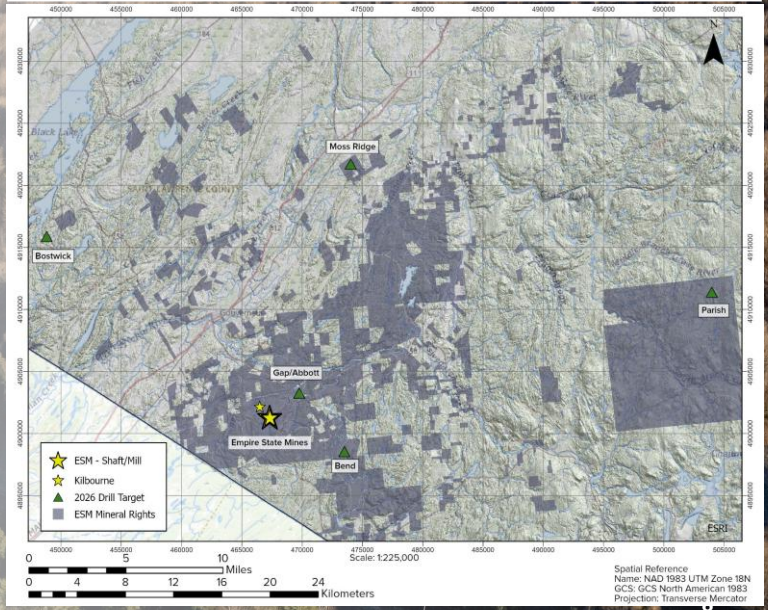

Financial Highlights

Q1 2026

~$14 mlbs
Payable zinc sold

$1.47/lbs
+14% Average provisional zinc price

$1.01/lbs
Below Guideline AISC[1]

~$20m
+22%YoY Revenue

~$4m
Adjusted EBITDA[(1)]

~$13m
44%YoY improvement Net Debt[(1)]

Q1 2025

$15.6 mlbs	$1.29 /lbs	$0.96 /lbs	$16.0m	$23.1m
Payable zinc sold	Average provisional zinc price	AISC[1]	Revenue	Net Debt[1]

1) C1 Cash Cost, AISC, Net Debt and adjusted EBITDA are non-GAAP measures and presented in US dollars. Accordingly, these financial measures are not standardized financial measures under IFRS and might not be comparable to similar financial measures disclosed by other issuers. Information explaining these non-GAAP measures is set out in the Company's most recent MD&A under the section titled, "Non-GAAP Financial Measures" which disclosure is incorporated by reference herein. The Company's most recent MD&A can be found on SEDAR+ at www.sedarplus.com

Growth and Value Creation in Critical Minerals

Executing on a Scalable U.S. Critical Minerals Platform

Strong Operational Foundation	Germanium Opportunity	Advancing Graphite Platform

Multiple Near-term Catalysts To Unlock Significant Valuation Re-rating

SCIENTIFIC AND TECHNICAL INFORMATION

The scientific and technical information contained in this presentation related to zinc and graphite was based upon the technical report titled "Empire State Mines 2025 NI 43-101 Technical Report, Gouverneur, New York, USA" which has an effective date of December 1, 2025, and which was approved by the following qualified persons: Donald R. Taylor, MSc, PG; Todd McCracken, P. Geo.; Bahareh Asi, P. Eng., David Willock, P. Eng.; Deepak Malhotra, SME Registered Member; Oliver Peters, MSc, P.Eng.; Derick de Wit, FAusIMM; and Steven M. Trader, PG, CPG, each of whom is a “Qualified Person” as defined by NI 43-101. All are independent of Titan, other than Mr. Donald Taylor, who is on Titan’s board of directors. The scientific and technical information contained in this presentation related to germanium was derived from the Company's news releases dated, May 13, 2026 and April 16, 2026, which were approved by Oliver Peters, MSc, P.Eng.

TITAN

NYSE-A:**TII** | **BUILT FOR GROWTH**
TSX: **TI**

NEW YORK

408 Sylvia Lake Rd
Gouverneur, New York
NY 13642
info@titanminingcorp.com
315-287-2500

VISIT US AT TITANMININGCORP.COM